



CFL

TIME CHARTER DESCRIPTION JUMBO 1B

CFL PROSPECT • CFL PERFORMER • CFL PATRON • CFL PRUDENCE

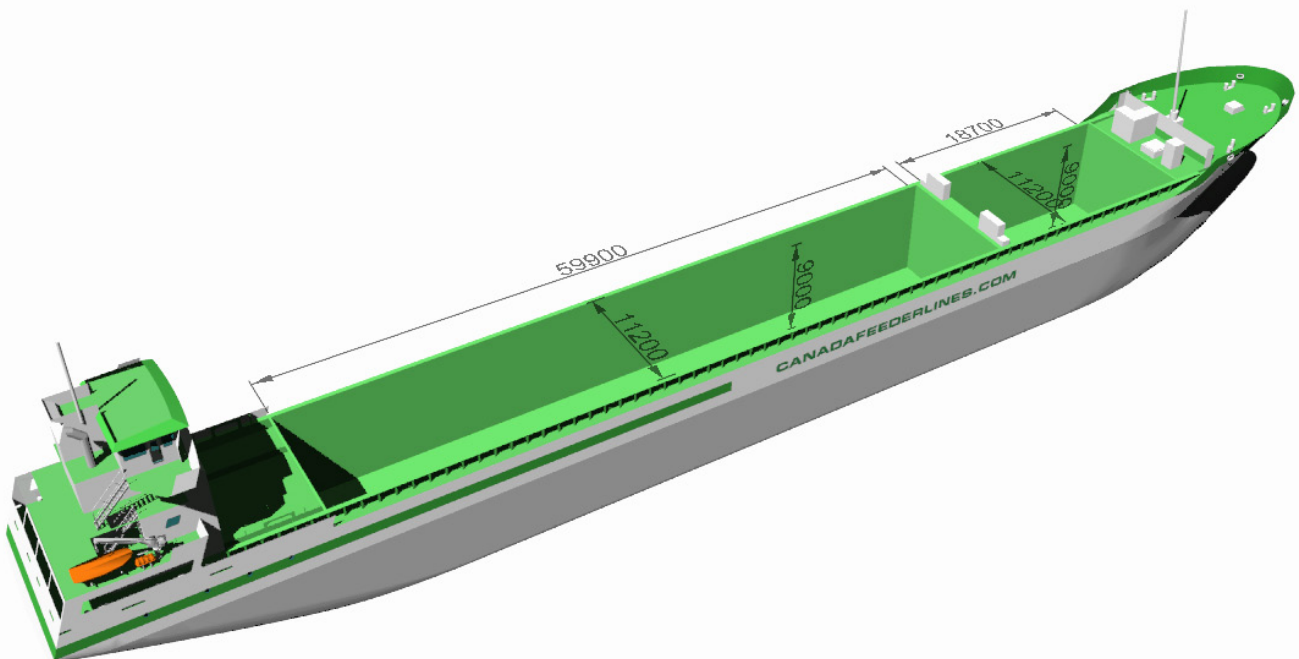
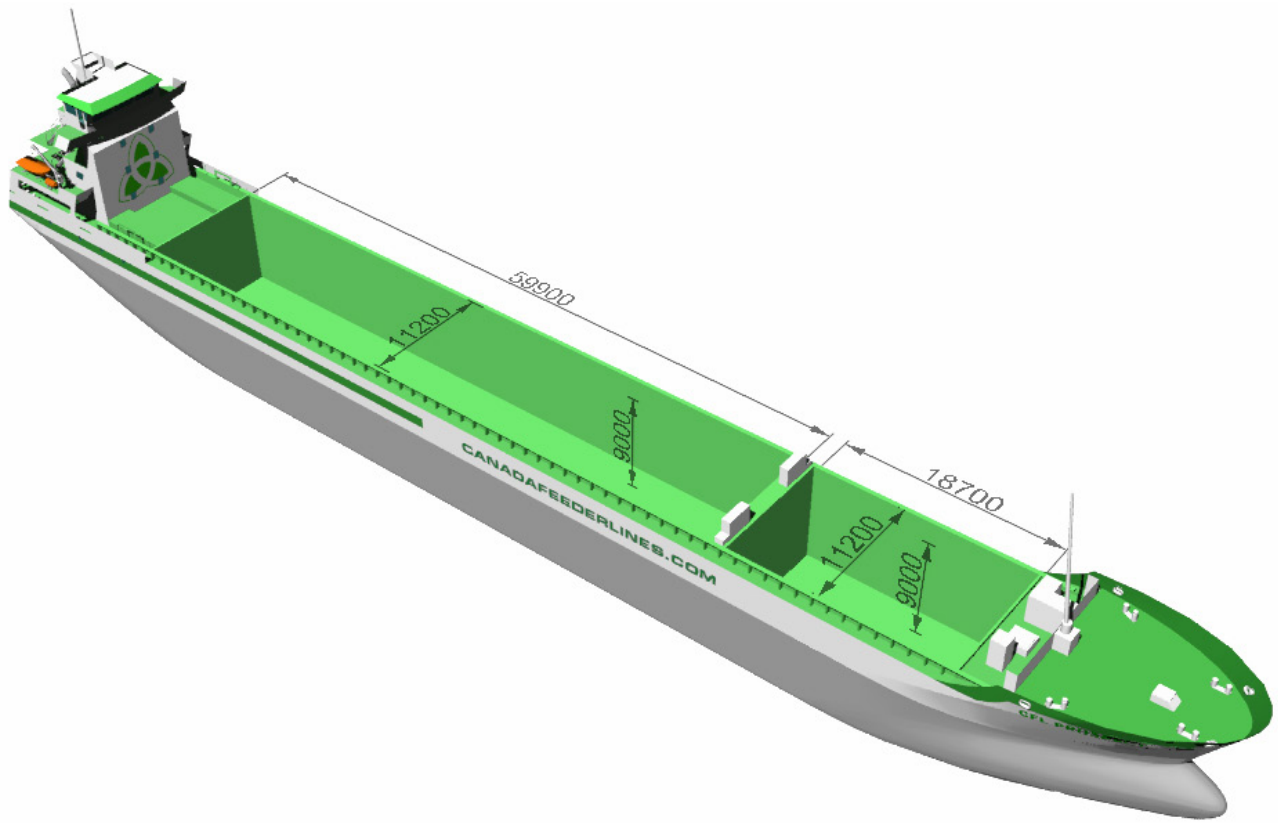
CFL BV
P.O. Box 1488
9701 BL Groningen
Netherlands
info@canadafeederlines.com
www.cfl.nl

Our sport is transport!

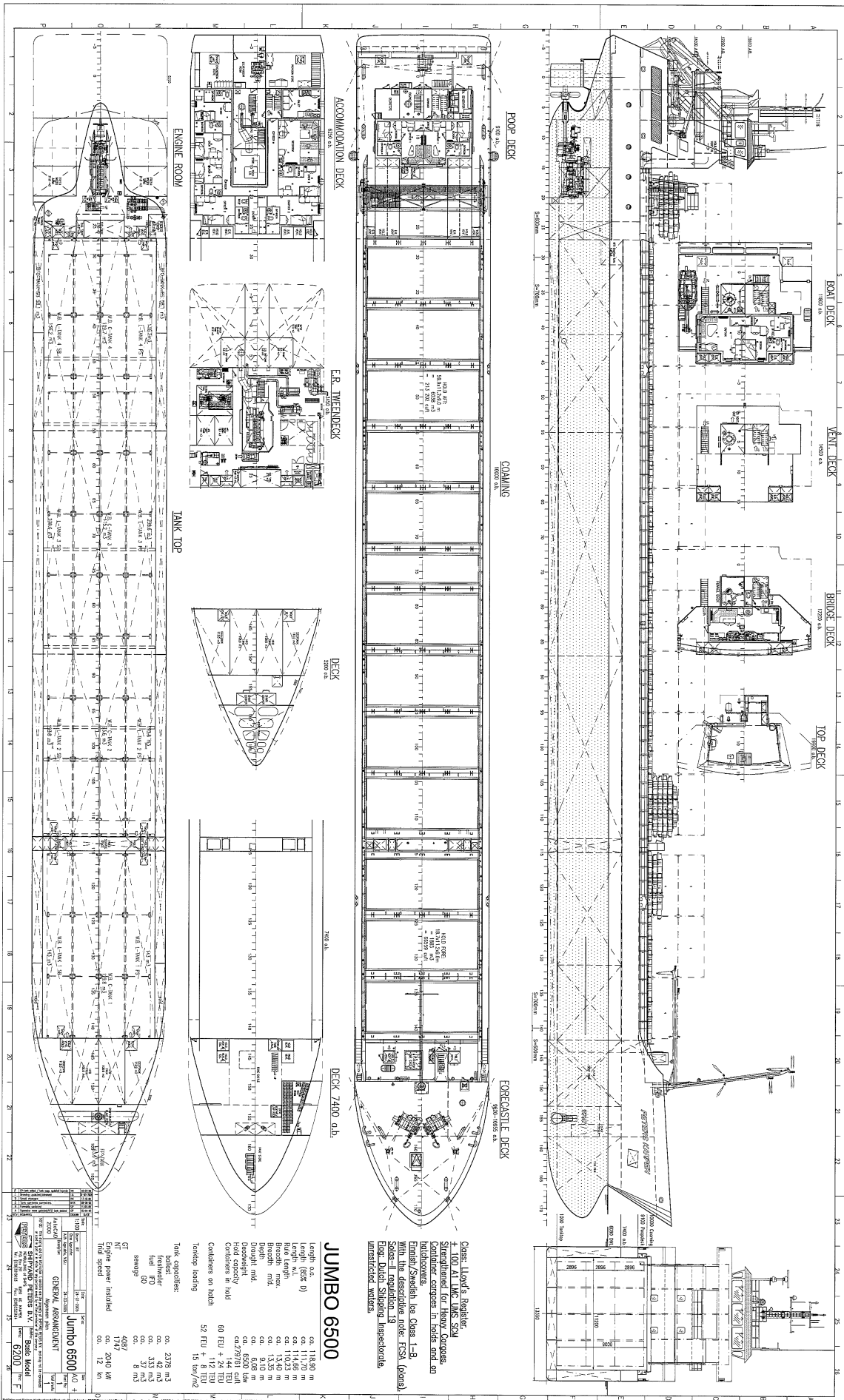
IMPRESSIONS
JUMBO 1B 6500



IMPRESSIONS
JUMBO 1B 6500



GENERAL ARRANGEMENT JUMBO 1B 6500



Class: Lloyd's Register
 1.100 AI LINC. UNCS SCM
 Strengthened for Heavy Cargoes.
 Container cargoes in holds and on
 hatchcovers.
 Hatchcovers:
 Finnish/Swedish for Class 1-8
 into the designated area: FSK (Genral)
 Suez Dutch Shiping
 unrestrictd. waters

JUMBO 6500

| | |
|---------------------|-----------------------|
| Length o.a. | ca. 118,60 m |
| Length (GOK D) | ca. 111,70 m |
| Length m.a. | ca. 110,55 m |
| Breadth max. | ca. 13,40 m |
| Breadth mid. | ca. 13,35 m |
| Draught mid. | ca. 6,08 m |
| Draught max. | ca. 6,500 (4m) |
| Deadweight | ca. 62,79/64 TEU |
| Container capacity | 60 FEU + 24 TEU |
| Containers in hold | 52 FEU 112 TEU |
| Containers on hatch | 52 FEU 112 TEU |
| Deckload | 15 ton/m ² |

Tank capacities:

| | |
|--------------|-------------------------|
| Freightwater | ca. 2378 m ³ |
| Fuel (FO) | ca. 42 m ³ |
| Oil | ca. 333 m ³ |
| Seawater | ca. 8 m ³ |
| OT | 4087 |
| OT | 0741 |
| OT | 2040 |
| OT | 12 m ³ |

| | |
|------------|---------------------|
| Model | Jumbo 6500 |
| Scale | 1:100 |
| Project | GENERAL ARRANGEMENT |
| Client | Suprawo Peters B.V. |
| Drawn by | 6700 |
| Checked by | F |

NAME CFL PROSPECT - CFL PERFORMER
CFL PATRON - CFL PRUDENCE



NAME • IMO NRS • DELIVERY
CFL PROSPECT • 9376440 • 2007
CFL PERFORMER • 9376452 • 2007
CFL PATRON • 9376464 • 2008
CFL PRUDENCE • 9398046 • 2008

TYPE: JUMBO 6500 1B, BOXSHAPED SINGLEDECKER

DWAT: 6,500 MTON
DWCC: 6200MTON (BASED ON HFO 200T,
GO 30T, FRESHWATER 30T, ONE MOVABLE
BULKHEAD 15T, PROVISIONS AND STORES
AND OTHER MATERIALS 25T = 300T)
FLAG: DUTCH
HOMEPORT: GRONINGEN
CLASS: BUREAU VERITAS, 100A1, LMC,
UMS + SOM.
FINNISH/SWEDISH ICE CLASS 1B.
GT/NT: 4057 / 1740.

HOLDS: 2

DIMS:
HO.1 18.7 X 11.2 X 9.0 MTR
HO.2 59.9 X 11.2 X 9.0 MTR.

HATCHES: 2

DIMS:
HA.1 18.7 X 11.2 MTR (3 PCS.)
HA.2 59.9 X 11.2 MTR (10 PCS.)

13 PONTOONS (3 + 10) / GANTRYCRANE
NO. OF BH:
1 MOV BULKHEAD (15TON) IN HOLD 2 (8 POSITIONS)
TANKTOP: STEELFLOORED

CUBFT CAP HOLD: 279.761 CBFT
HO.1 66.559 CFT
HO.2 213.202 CFT

AIRDRAFT IN BALLAST: 24,30 MTR
AIRDRAFT HATCH OPEN: 24,30 MTR
DISTANCE WATERLINE TO TOP OF
HATCHCOAMING: ABT. 7 MTRS IN BALLAST

LOA: 118,9 MTR
BEAM: 13,43 MTR
SUMMER DRAFT FULLY LOADEN: 6,08 MTR
DRAFT 4.000 MT: ABT. 4,5 MTR
DRAFT IN BALLAST: AFT 3,60 MTR /
FORE 3,00 MTR

CONTAINER CAPACITY : YES, 256 TEU
144 TEU (60 FEU + 24 TEU) IN HOLD
112 TEU (52 FEU + 8 TEU) ON HATCHES
REEFERPLUGS: 0

9 A0 BULKHEAD
FERROSILICON FITTED: NO
APPENDIX A/B/C :
GRAINFITTED: YES
LASHING EYES IN HOLD: YES
VENTILATION: EMPTY HOLD VENTILATION SIX
AIRCHANGES PER HOUR

SPEED & CONSUMPTION

MAINENGINE: WARTSILA 6L26 - 2040 KW
AT 1000 RPM

• **HFO 380**
BY VESSELS MAX SPEED OF
ABT 11,5 KNOTS = 8,8 TONS (100% MCR) *

GASOIL USE IN PORT 0.26 MT PER DAY

BOW TRUSTHER FITTED: YES, VETH VT-240
SHAFT GENERATOR: YES
ISM/ISPS FITTED: YES
U.S.C.G. FITTED: YES
LAKES FITTED : YES
SUEZ FITTED: YES
STRENGTH TANKTOP: 15 MT/SQM
STRENGTH HATCHCOVER: 1.75 MT/SQM
HATCH COVER TYPE: PONTOON TYPE
IFO 380 CAPACITY: 333 CBM
GASOIL CAPACITY: 37 CBM
BALLAST CAPACITY : 2378 CBM

All details are given in good faith but about and w.o.g.

* These figures are about and based on clean bottom,
even keel, deep and currentless waters, calm sea and
max wind force beaufort 2 / douglas 2 and maximum
sea temperature 28/29 degrees celcius, and shaft
generator connected.